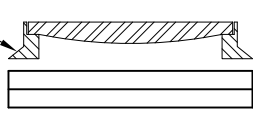


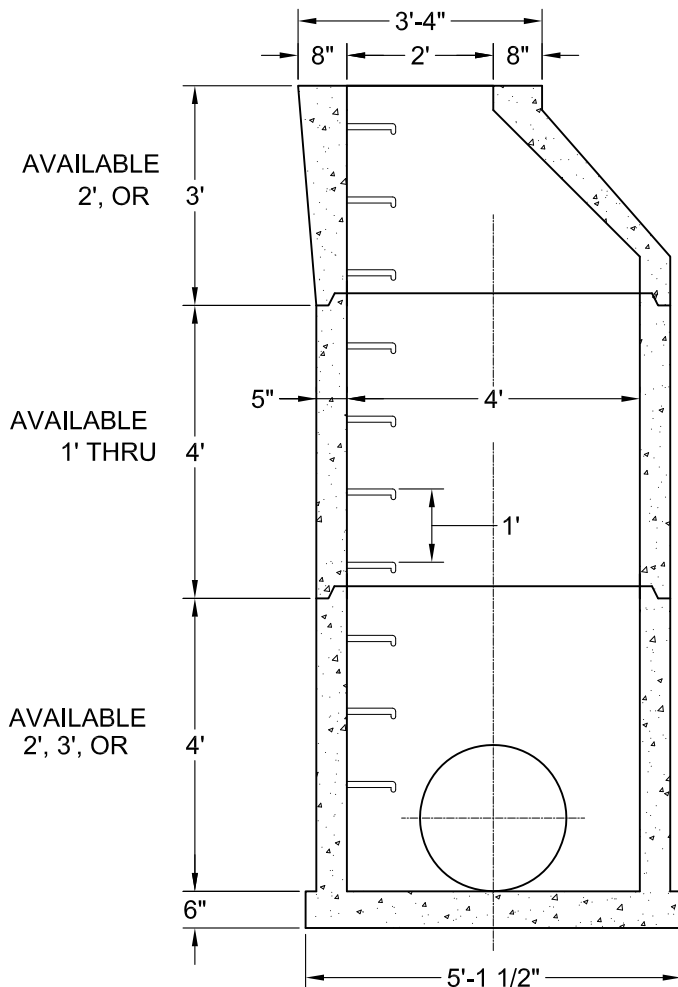
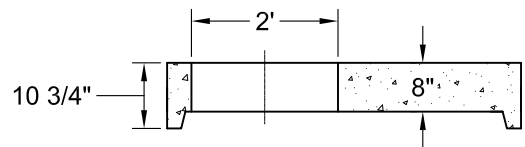
CAST IRON FRAME  
AND COVER



2", 3", OR 6"  
GRADE RINGS



Optional Slab Top  
(for shallow and pipe close to grade)



**GENERAL NOTES:**

1. Manhole is manufactured I.A.W. ASTM C-478.  
F'c= 4500 psi @ 28 days.
2. Dimensions to meet field requirements and project elevations.
3. Reinforcing: ASTM A-185 area 0.12 In./vertical ft.
4. Ladder rungs are steel reinforced, polypropylene coated type.
5. Pipe to manhole seal to be mortared by contractor.
6. Inverts and channels to be finished in field by others.



1-800-638-6884  
www.gillespieprecast.com

**Precast Storm Manhole  
48" Diameter**

DRAWN BY:

J.T.

DWG.:

1 of 1

SCALE:

Not to Scale

DATE:

4-29-04